


**THE EVOLUTION OF
THE MOBILE BENCH
10 METAL COLOURS
8 PLASTIC COLOURS
CYLINDER OR DIGITAL
CODE CLOSURE**



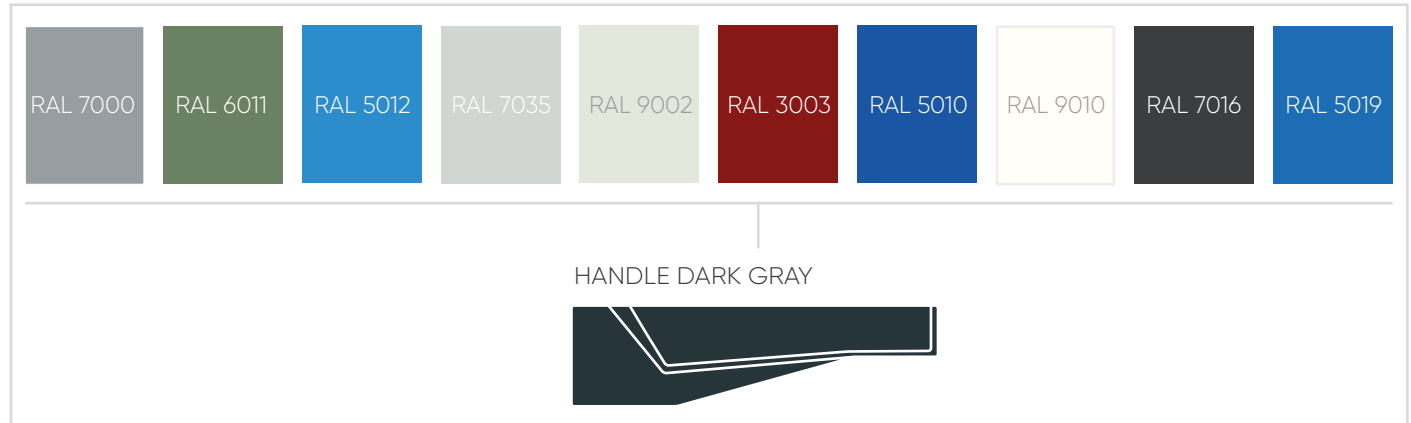


WORK MOBILE - MASTER

TECHNICAL SPECIFICATION

COLOURS

10 colours for the metal parts



OTHER COLOURS ON REQUEST



DRAWER CABINETS

New, flexible extension guide with mechanical adjustment of the drawer rear stop in 3 different positions.



92% = 100 kg

96% = 75 kg

100% = 50 kg

VERTEBRATE BAR

The bar is an aluminium profile section that is always fixed and never rotates. The closing movement is obtained via blocks that move vertically - driven by one of the basic forces of physics: gravity. The simpler the movement, the less likely the possible breaks. Bar locking is obtained via a locking bolt system provided on the bar head.



CYLINDER CLOSURE



TRANSMISSION SYSTEM FROM THE CLOSURE CYLINDER TO THE HEAD OF THE VERTEBRATE BAR BY MEANS OF STEEL WIRE WITH ELASTIC SHEATH AND LINEAR MOVEMENT.

The cylinder closure lock is divided into 23 different series: each series has keys numbered from 1 to 160, for a total of 3,680 different combinations.

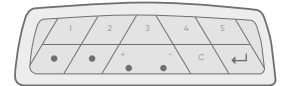
SUPPLIED AS STANDARD WITH 2 KEYS

PUSH TO OPEN- INDIVIDUAL DRAWER OPENING

Compared to traditional systems that require additional components on the front, the opening of individual drawers is a feature integrated in the cylinder. To open the drawers just press the lock cylinder. The fewer components in a given mechanism, the less likely the risk of breakdowns.



LOCK WITH DIGITAL CODE



In addition to the standard cylinder closure system, Fami has decided to add a digital code locking system (it can handle up to 10 users with 3 to 8 digit codes), which controls the opening and closing of the vertebrate bar. The event history can be downloaded by connecting the keypad to the PC with a cable. Up to 10 remote controls are available on request.

MULTIPLEX SHELF EDGES



Multiplex back upstand



Multiplex side upstand

The edging containment strips are made of beech multiplex and are fixed to the top with self-tapping screws. Their thickness is 12 mm and their height is 100 mm.

Practical and handy to contain materials during handling of the bench.

ACCESSORIES



EXAMPLE OF USE:

SHUTTER TOOL HOLDER WALL










SEE PAGE 872/873



● **ART. M 02 BM11 A114 10 NN**

H = 928 mm - 1 door - 6 drawers
(see page 832)

 METAL COLOURS

									
GREY RAL 7000 .01	GREEN RAL 6011 .02	BLUE RAL 5012 .04	GREY RAL 7035 .08	GREY WHITE RAL 9002 .1F	RUBY RED RAL 3003 .1G	GENTIAN BLUE RAL 5010 .34	PURE WHITE RAL 9010 .35	ANTHRACITE GRAY RAL 7016 .39	BLUE CAPRI RAL 5019 .48

PLASTIC parts
colour range



DARK GREY
.M0



PARTITIONING MATERIAL SEE:
PAGE 55 (18x27 EH) / 379



DRAWER PRE-SETTING KIT SEE:
PAGE 56 (18x27 EH)

KEY



CLOSURE



BENCH
CAPACITY



ALL INDICATED LOAD CAPACITY VALUES ARE NET AND REFER TO EVENLY DISTRIBUTED WEIGHTS

MULTIPLEX WORKTOP 860x600 mm THICKNESS 25 mm

H 908 mm



door 425 mm H

ART.			kg
M 02 BH11 S010 01 04		key	250
M 02 BH11 A110 01 04		code	250

H 908 mm



door 600 mm H

ART.			kg
M 02 BH11 C010 02 04		key	250
M 02 BH11 P510 02 04		code	250

H 908 mm



doors 425 mm H

ART.			kg
M 02 BH11 S010 03 04		key	250
M 02 BH11 A110 03 04		code	250

H 908 mm



ART.			kg
M 02 BH11 S010 04 04		key	250
M 02 BH11 P210 04 04		code	250



2 standard rubber swivel wheels with brake Ø 150 mm
2 standard rubber fixed wheels Ø 150 mm

H 908 mm

H 908 mm



ART.			
M 02 BH11 C010 05 04		key	250
M 02 BH11 P510 05 04		code	250

ART.			
M 02 BH11 S010 06 04		key	250
M 02 BH11 P210 06 04		code	250



2 standard rubber swivel wheels with brake Ø 150 mm
2 standard rubber fixed wheels Ø 150 mm

ACCESSORIES



MULTIPLEX BACK UPSTAND

ART.	Dim. mm
F BL 5690 00 00	860x12x100 H



MULTIPLEX SIDE UPSTAND

ART.	Dim. mm
F BL 5595 00 00	612x12x100 H



ART. M 02 BM11 A114 10 NN

MOBILE WORKBENCH WITH MULTIPLEX TOP 25 mm
Complete with: 6 drawers with flexible extension,
(2x75, 2x100, 1x125, 1x300)
1 door 425 mm H, 1 shelf with flexible extension
Polyurethane wheels Ø 160 mm
Dim. mm 915x600x928 H
METAL COLOURS RUBY RED RAL 3003 +
PURE WHITE RAL 9010
PLASTIC COLOUR RED CARPET
NOT INCLUDED TOOLS AND THERMOFORMED TRAY



● **ART. M 02 BH12 A114 01 PV**
 H = 908 mm - 1 door - 6 drawers
 (see page 836)

METAL COLOURS

GREY RAL 7000 .01	GREEN RAL 6011 .02	BLUE RAL 5012 .04	GREY RAL 7035 .08	GREY WHITE RAL 9002 .1F	RUBY RED RAL 3003 .1G	GENTIAN BLUE RAL 5010 .34	PURE WHITE RAL 9010 .35	ANTHRACITE GRAY RAL 7016 .39	BLUE CAPRI RAL 5019 .48

PLASTIC parts
colour range



DARK GREY
.M0



PARTITIONING MATERIAL SEE:
PAGE 55 (18x27 EH) / 379



DRAWER PRE-SETTING KIT SEE:
PAGE 56 (18x27 EH)

KEY



CLOSURE



BENCH
CAPACITY



ALL INDICATED LOAD CAPACITY VALUES ARE NET AND REFER TO EVENLY DISTRIBUTED WEIGHTS

MULTIPLEX WORKTOP 995x600 mm THICKNESS 25 mm

H 908 mm



ART.				
M 02 BH12 C010 07 04		key	250	
M 02 BH12 P510 07 04		code	250	

H 908 mm



ART.				
M 02 BH12 S010 03 04		key	250	
M 02 BH12 A110 03 04		code	250	

H 908 mm



ART.				
M 02 BH12 C010 02 04		key	250	
M 02 BH12 P510 02 04		code	250	

H 908 mm



ART.				
M 02 BH12 C010 05 04		key	250	
M 02 BH12 P510 05 04		code	250	



2 standard rubber swivel wheels with brake Ø 150 mm
2 standard rubber fixed wheels Ø 150 mm

H 908 mm



ART.				
M 02 BH12 S010 08 04		key	250	
M 02 BH12 P210 08 04		code	250	

H 908 mm



ART.				
M 02 BH12 S010 09 04		key	250	
M 02 BH12 P210 09 04		code	250	



2 standard rubber swivel wheels with brake Ø 150 mm
2 standard rubber fixed wheels Ø 150 mm

ACCESSORIES



MULTIPLEX BACK UPSTAND

ART.	Dim. mm	
F BL 5705 00 00	995x12x100 H	



MULTIPLEX SIDE UPSTAND

ART.	Dim. mm	
F BL 5595 00 00	612x12x100 H	



ART. M 02 BH12 A114 01 PV








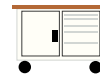


MOBILE WORKBENCH WITH MULTIPLEX SHELF 25 mm,
Complete with 6 drawers with flexible extension,
(1x75, 4x100, 1x300)
1 door 425 mm H, 1 shelf with flexible extension.
Standard rubber wheels Ø 150 mm
Dim. mm 1059x600x908 H
METAL COLOURS ANTHRACITE GRAY RAL 7016 +
PURE WHITE RAL 9010
PLASTIC COLOUR RED CARPET
NOT INCLUDED TOOLS AND THERMOFORMED TRAY



● **ART. M 02 BH22 P216 08 CQ**

H = 913 mm - 8 drawers
(see page 840)

 METAL COLOURS

									
GREY RAL 7000 .01	GREEN RAL 6011 .02	BLUE RAL 5012 .04	GREY RAL 7035 .08	GREY WHITE RAL 9002 .1F	RUBY RED RAL 3003 .1G	GENTIAN BLUE RAL 5010 .34	PURE WHITE RAL 9010 .35	ANTHRACITE GRAY RAL 7016 .39	BLUE CAPRI RAL 5019 .48

PLASTIC parts
colour range



DARK GREY
.M0



PARTITIONING MATERIAL SEE:
PAGE 55 (18x27 EH) / 379



DRAWER PRE-SETTING KIT SEE:
PAGE 56 (18x27 EH)

KEY



CLOSURE



BENCH
CAPACITY



ALL INDICATED LOAD CAPACITY VALUES ARE NET AND REFER TO EVENLY DISTRIBUTED WEIGHTS

MULTIPLEX WORKTOP 1150x700 mm THICKNESS 30 mm

H 913 mm



door 600 mm H

ART.				
M 02 BH22 C010 07 04		key	250	
M 02 BH22 P510 07 04		code	250	

H 913 mm



doors 425 mm H

ART.				
M 02 BH22 S010 03 04		key	250	
M 02 BH22 A110 03 04		code	250	

H 913 mm



door 600 mm H

ART.				
M 02 BH22 C010 02 04		key	250	
M 02 BH22 P510 02 04		code	250	

H 913 mm



doors 425/600 mm H

ART.				
M 02 BH22 C010 05 04		key	250	
M 02 BH22 P510 05 04		code	250	



2 standard rubber swivel wheels with brake Ø 150 mm
2 standard rubber fixed wheels Ø 150 mm

H 913 mm



ART.		
M 02 BH22 S010 08 04	key	250
M 02 BH22 P210 08 04	code	250

H 913 mm



ART.		
M 02 BH22 S010 09 04	key	250
M 02 BH22 P210 09 04	code	250



2 standard rubber swivel wheels with brake Ø 150 mm
2 standard rubber fixed wheels Ø 150 mm

ACCESSORIES



MULTIPLEX BACK UPSTAND

ART.	Dim. mm
F BL 5715 00 00	1150x12x100 H



MULTIPLEX SIDE UPSTAND

ART.	Dim. mm
F BL 5605 00 00	712x12x100 H



ROLLER SHUTTER SEE PAGE 872



PERFORATED PANELS SEE PAGE 873



ART. M 02 BH22 P216 08 CQ








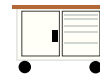


MOBILE WORKBENCH WITH MULTIPLEX SHELF 30 mm,
Complete with 8 drawers with flexible extension
(6x100, 2x300)
Standard rubber wheels Ø 150 mm
Dim. mm 1213x700x913 H
METAL COLOURS ANTHRACITE GRAY RAL 7016 +
GREY WHITE RAL 9002
PLASTIC COLOUR SUNNY YELLOW
NOT INCLUDED TOOLS AND THERMOFORMED TRAY



● **ART. M 02 BH13 P512 02 PB**

H = 913 mm - 1 door - 4 drawers
(3x100, 1x300, 1 extensible shelf)

 METAL COLOURS

									
GREY RAL 7000 .01	GREEN RAL 6011 .02	BLUE RAL 5012 .04	GREY RAL 7035 .08	GREY WHITE RAL 9002 .1F	RUBY RED RAL 3003 .1G	GENTIAN BLUE RAL 5010 .34	PURE WHITE RAL 9010 .35	ANTHRACITE GRAY RAL 7016 .39	BLUE CAPRI RAL 5019 .48

PLASTIC parts
colour range



DARK GREY
.M0



PARTITIONING MATERIAL SEE:
PAGE 55 (18x27 EH) / 379



DRAWER PRE-SETTING KIT SEE:
PAGE 56 (18x27 EH)

KEY



CLOSURE



BENCH
CAPACITY



ALL INDICATED LOAD CAPACITY VALUES ARE NET AND REFER TO EVENLY DISTRIBUTED WEIGHTS

MULTIPLEX WORKTOP 1150x700 mm THICKNESS 30 mm

H 913 mm



door 600 mm H

ART.			
M 02 BH13 C010 07 04		key	250
M 02 BH13 P510 07 04		code	250

H 913 mm



doors 425 mm H

ART.			
M 02 BH13 S010 03 04		key	250
M 02 BH13 A110 03 04		code	250

H 913 mm



doors 425/600 mm H

ART.			
M 02 BH13 C010 05 04		key	250
M 02 BH13 P510 05 04		code	250

H 913 mm



ART.			
M 02 BH13 S010 09 04		key	250
M 02 BH13 P210 09 04		code	250



MULTIPLEX BACK UPSTAND

ART.	Dim. mm
F BL 5715 00 00	1150x12x100 H



MULTIPLEX SIDE UPSTAND

ART.	Dim. mm
F BL 5605 00 00	712x12x100 H



2 standard rubber swivel wheels with brake Ø 150 mm
2 standard rubber fixed wheels Ø 150 mm



ROLLER SHUTTER CABINET
SEE PAGE 872



PERFORATED PANELS SEE PAGE 873