

CAPACIOUS

HANDY

STURDY

4 COLOURS

100% EXTENSIBLE DRAWERS






WORK MOBILE - FLEXA

TECHNICAL SPECIFICATION

WORKBENCH COLOUR

4 colours for the metal parts

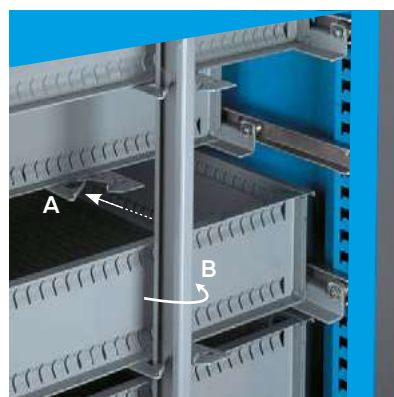


DRAWERS CABINET

The drawers and the door are supplied with cylinder locks with 2 keys. The drawer, with high resistance sliding nylon bearings, is fitted with a stop to prevent it from accidentally falling during opening. Available in 3 different configurations.

ANTI-TILT ROD

The closing bar acts as an anti-tilt system when the drawer is extended. The drawer rear hook (A) causes the rear bar (B) to rotate to its closed position. This prevents the operator from simultaneously opening multiple drawers, avoiding a dangerous weight shift to the outside.




SINGLE DRAWER
OPENING DEVICE

CYLINDER CLOSURE

The cylinder closure is connected via a square section rod (C) to the rear closing assembly, consisting of a rotating element and of the anti-tilt rod. Turning the key (D) operates the cam system in the closure assembly that rotates the rod.

SUPPLIED AS STANDARD WITH 2 KEYS



The handle is applied to the cabinet side.



The doors are pre-set to be installed with either right-hand or left-hand opening. When the cabinet is provided with a door, both the cabinet lock and the door lock are provided with the same keys.

MULTIPLEX SHELF EDGES

The edging containment strips are made of beech multiplex and are fixed to the top with self-tapping screws. Their thickness is 12 mm and their height is 100 mm. Practical and handy to contain materials during handling of the bench.



Multiplex back upstand



Multiplex side upstand

ACCESSORIES



EXAMPLE OF USE:

**SHUTTER
TOOL HOLDER
WALL**

VISUAL BOX

SEE PAGE 872/873



● **ART. F CB H420 01 04**
H = 910 mm - 1 door + 4 drawers

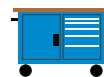
METAL COLOURS



GREY
RAL 7000
.01



GREEN
RAL 6011
.02



BLUE
RAL 5012
.04



GREY
RAL 7035
.08



PARTITIONING MATERIAL SEE:
PAGE 75 (27X27 EH) /379



DRAWER PRE-SETTING KIT SEE:
PAGE 76 (27X27 EH)

KEY



CLOSURE



BENCH
CAPACITY



ALL INDICATED LOAD CAPACITY VALUES ARE NET AND REFER TO EVENLY DISTRIBUTED WEIGHTS

MULTIPLEX WORKTOP 995x600 mm THICKNESS 25 mm

H 910 mm



door 600 mm H

ART.			
F CB H420 01 04		key	250

1 closure with anti-tilt rod

H 910 mm



ART.			
F CB H420 02 04		key	250

2 closures with lateral bar 300 mm H

H 910 mm



doors 400 mm H

ART.			
F CB H420 03 04		key	250

2 closure with anti-tilt rod

H 910 mm



ART.			
F CB H420 04 04		key	250

1 closure with anti-tilt rod



MULTIPLEX BACK UPSTAND

ART.	Dim. mm
F BL 5705 00 00	995x12x100 H



MULTIPLEX SIDE UPSTAND

ART.	Dim. mm
F BL 5595 00 00	612x12x100 H



2 standard rubber swivel wheels with brake Ø 150 mm
2 standard rubber fixed wheels Ø 150 mm



● ART. F CB H510 01 04
H = 915 mm - 1 door + 4 drawers

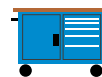
METAL COLOURS



GREY
RAL 7000
.01



GREEN
RAL 6011
.02



BLUE
RAL 5012
.04



GREY
RAL 7035
.08



PARTITIONING MATERIAL SEE:
PAGE 75 (27X27 EH)/379



DRAWER PRE-SETTING KIT SEE
PAGE 76 (27X27 EH)

KEY



CLOSURE



BENCH
CAPACITY



ALL INDICATED LOAD CAPACITY VALUES ARE NET AND REFER TO EVENLY DISTRIBUTED WEIGHTS

MULTIPLEX WORKTOP 1150x700 mm THICKNESS 30 mm

H 915 mm



ART.			
F CB H510 01 04		key	250

1 closure with anti-tilt rod

H 915 mm



ART.			
F CB H510 03 04		key	250

2 closure with anti-tilt rod

H 915 mm



ART.			
F CB H510 04 04		key	250

1 closure with anti-tilt rod

H 915 mm



ART.			
F CB H510 06 04		key	250

1 closure with anti-tilt rod



MULTIPLEX BACK UPSTAND

ART.	Dim. mm
F BL 5715 00 00	1150x12x100 H



MULTIPLEX SIDE UPSTAND

ART.	Dim. mm
F BL 5605 00 00	712x12x100 H



2 standard rubber swivel wheels with brake Ø 150 mm
2 standard rubber fixed wheels Ø 150 mm



ROLLER SHUTTER CABINET
SEE PAGE 872



PERFORATED PANELS SEE PAGE 873



700 mm (27 EH) 1227 mm (19+36 EH)

● **ART. F CB H610 01 04**

H = 915 mm - 1 door + 4 drawers

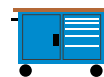
 METAL COLOURS



GREY
RAL 7000
.01



GREEN
RAL 6011
.02



BLUE
RAL 5012
.04



GREY
RAL 7035
.08



PARTITIONING MATERIAL SEE
PAGE 107 (36X27 EH) /379



DRAWER PRE-SETTING KIT SEE
PAGE 108 (36X27 EH)

KEY



CLOSURE



BENCH
CAPACITY



ALL INDICATED LOAD CAPACITY VALUES ARE NET AND REFER TO EVENLY DISTRIBUTED WEIGHTS

MULTIPLEX WORKTOP 1150x700 mm THICKNESS 30 mm

H 915 mm



ART.			
F CB H610 01 04		key	250
1 closure with anti-tilt rod			

H 915 mm



ART.			
F CB H610 04 04		key	250
1 closure with anti-tilt rod			

H 915 mm



ART.			
F CB H610 03 04		key	250
2 closure with anti-tilt rod			

H 915 mm



ART.			
F CB H630 01 04		key	250
1 closure with anti-tilt rod 4 VISUAL BOX series ART. FAXVBCH00500001 (see page 1107)			



MULTIPLEX BACK UPSTAND

ART.	Dim. mm
F BL 5715 00 00	1150x12x100 H
NOT SUITABLE FOR ART. F CB H630 01 04	



MULTIPLEX SIDE UPSTAND

ART.	Dim. mm
F BL 5605 00 00	712x12x100 H
NOT SUITABLE FOR ART. F CB H630 01 04	



2 standard rubber swivel wheels with brake Ø 150 mm
2 standard rubber fixed wheels Ø 150 mm



ROLLER SHUTTER CABINET
SEE PAGE 872



PERFORATED PANELS SEE PAGE 873