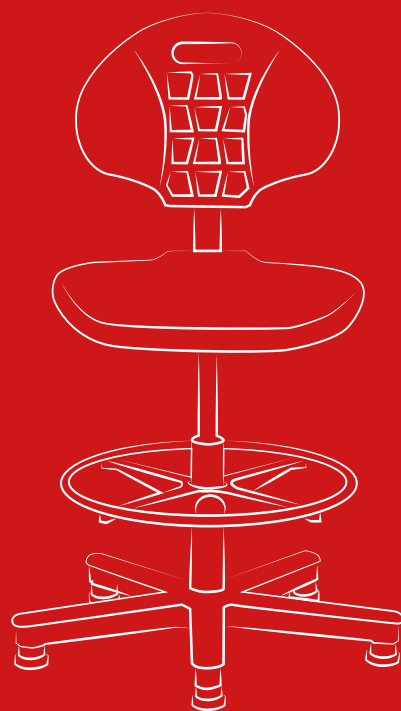
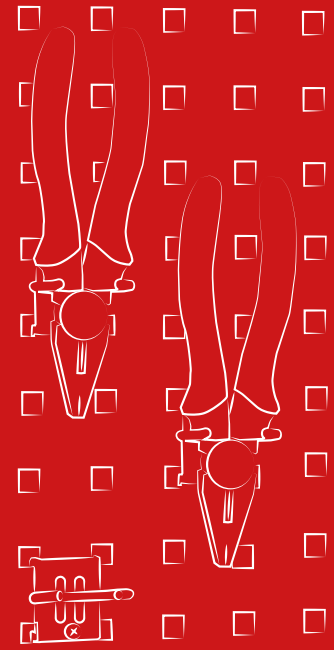
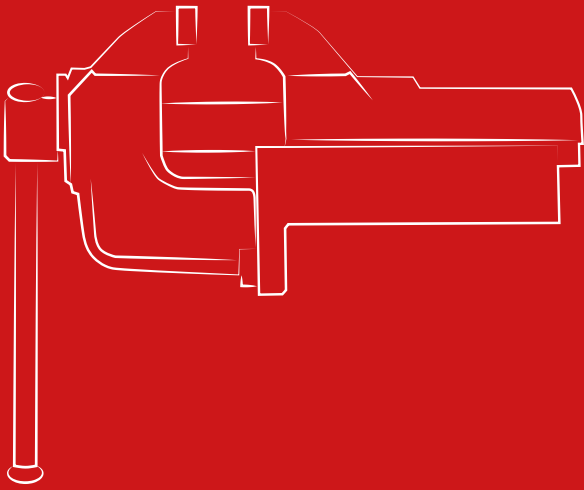


CHAIRS
VICE
HOOKS





ACCESSORIES BEECH-PLYWOOD SWIVEL CHAIRS



ART.	H mm
F QZ 1111 00 07	530/645

Beech chair, self-locking wheels, height adjustment by screw



ART.	H mm
F QZ 1110 00 07	501/620

Beech chair, low noise floor feet, height adjustment by screw



ART.	H mm
F QZ 1120 00 07	501/710

Beech chair, low noise floor feet and additional chromium-plated foot rest, height adjustment by screw



ART.	H mm
F QZ 1130 00 07	510/710

Beech chair, stationary base and painted foot rest, height adjustment by screw



ART.	H mm
F QZ 1211 00 07	470/645

Beech chair, self-locking wheels, seat height adjustable by gas pump



ART.	H mm
F QZ 1210 00 07	445/625

Beech chair, low noise floor feet, seat height adjustable by gas pump



ART.	H mm
F QZ 1220 00 07	510/760

Beech chair, low noise floor feet and additional chromium-plated foot rest, seat height adjustable by gas pump



ART.	H mm
F QZ 1310 00 07	425/565

Beech chair, low noise floor feet, seat height adjustable by molomatic screw

POLYURETHANE SWIVEL CHAIRS



ART.	H mm
F QZ 2211 00 07	495/670

Seat and back in polyurethane, self-locking wheels, seat height adjustable by gas pump



ART.	H mm
F QZ 2210 00 07	470/650

Seat and back in polyurethane, low noise floor feet, seat height adjustable by gas pump



ART.	H mm
F QZ 2110 00 07	535/735

Seat and back in polyurethane, low noise floor feet, height adjustment by screw



ART.	H mm
F QZ 2220 00 07	535/785

Seat and back in polyurethane, low noise floor feet and additional chromium-plated foot rest, seat height adjustable by gas pump




ART.	H mm
F AX GREF22 8000 07	420/550

Seat and backrest in certified antistatic integral polyurethane, polished aluminium base, antistatic glides, seat height adjustable by gas pump



ART.	H mm
F AX GREF23 1000 07	420/550

Seat and backrest in certified antistatic integral polyurethane, polished aluminium base, antistatic wheels, seat height adjustable by gas pump



ARMREST

ART. F AX 0H0301 C000 00

pair of aluminium armrest



FOOTREST

ART. F AX 0D0601 0000 00

aluminium footrest

ACCESSORIES VICES

STEEL VICE 80 mm

ART.	for worktop	dim. mm	capacity kg
F BL 1010 00 00	wooden	80x330x83 H	4
F BL 1010 01 00	steel	80x330x83 H	4

MAXIMUM KNURLED JAW OPENING 100 mm



STEEL VICE 110 mm

ART.	for worktop	dim. mm	capacity kg
F BL 1015 00 00	wooden	110x385x113 H	7
F BL 1015 01 00	steel	110x385x113 H	7

MAXIMUM KNURLED JAW OPENING 120 mm



STEEL VICE 130 mm

ART.	for worktop	dim. mm	capacity kg
F BL 1020 00 00	wooden	130x430x137 H	11
F BL 1020 01 00	steel	130x430x137 H	11

MAXIMUM KNURLED JAW OPENING 140 mm



STEEL VICE 120 mm

ART.	for worktop	dim. mm	capacity kg
F BL 1065 00 00	wooden	120x510x187 H	24
F BL 1065 01 00	steel	120x510x187 H	24

MAXIMUM KNURLED JAW OPENING 175 mm



CAST IRON VICES 100 mm

ART.	for worktop	dim. mm	capacity kg
F BL 1110 00 00	wooden	100x445x153 H	11
F BL 1110 01 00	steel	100x445x153 H	11

MAXIMUM KNURLED JAW OPENING 140 mm
FOR WOODEN WORKTOPS 40-50 mm H ONLY

CAST IRON VICES 120 mm

ART.	for worktop	dim. mm	capacity kg
F BL 1120 00 00	wooden	120x52x180 H	18
F BL 1120 01 00	steel	120x52x180 H	18

MAXIMUM KNURLED JAW OPENING 185 mm
FOR WOODEN WORKTOPS 40-50 mm H ONLY



CAST IRON VICES 150 mm

ART.	for worktop	dim. mm	capacity kg
F BL 1130 00 00	wooden	150x615x210 H	25
F BL 1130 01 00	steel	150x615x210 H	25

MAXIMUM KNURLED JAW OPENING 220 mm
FOR WOODEN WORKTOPS 50 mm H ONLY





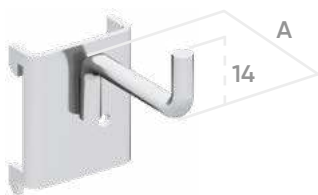

STEEL VICE 120 mm

ART.	for worktop	dim. mm	capacity kg
F BL 1085 00 00	wooden	120x56x154 H	11

MAXIMUM KNURLED JAW OPENING 120 mm
 STEEL VICE INCL. LIFTING AND TILTING SYSTEM
 FOR WOODEN WORKTOPS 40-50 mm H ONLY

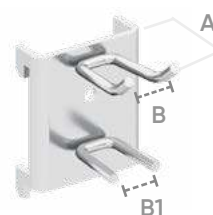


ACCESSORIES HOOKS



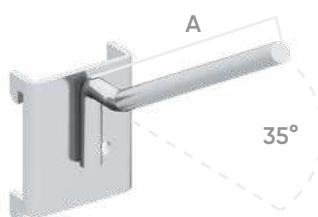

UNIVERSAL SINGLE HOOK

ART.	Ø	A	
C MV 10 035	6 mm	10 mm	
C MV 10 036	6 mm	50 mm	



DOUBLE HOOK

ART.	A	B	B1	
C MV 10 002	28 mm	9 mm	9	
C MV 10 003	33 mm	16 mm	9	



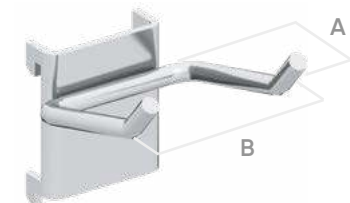

UNIVERSAL ANGLE SINGLE HOOK

ART.	Ø	A	
C MV 10 014	5 mm	50 mm	
C MV 10 015	5 mm	100 mm	



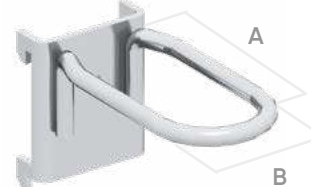
ROUND HOOK

ART.	A	
C MV 10 030	60 mm	
C MV 10 032	80 mm	



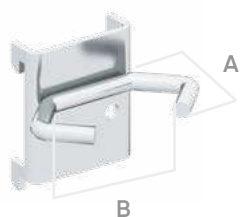
ANGLE HOOK

ART.	Ø	A	B	
C MV 10 016	5 mm	50 mm	40 mm	




CLOSED DOUBLE HOOK

ART.	Ø	A	B	
C MV 10 004	5 mm	70 mm	26 mm	



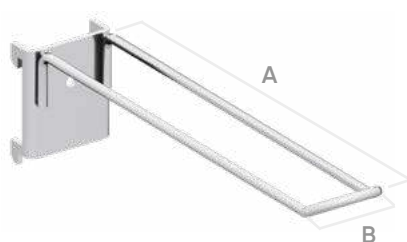
LEVEL HOOK

ART.	Ø	A	B
C MV 10 001	5 mm	28 mm	45 mm



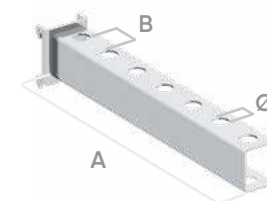
HOOK FOR BOXES MES. 01 - 0 - 1

ART.	A	B	C
C MV 10 026	11 mm	100 mm	10 mm



FIXING CLAMP

ART.	Ø	A	B
C MV 10 027	3,5 mm	172 mm	23 mm



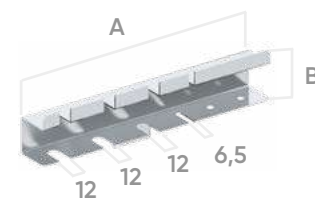
SCREW DRIVER HOOK

ART.	Ø	A	B
C MV 10 018	12 mm	220 mm	32 mm



CONTAINER HOOK

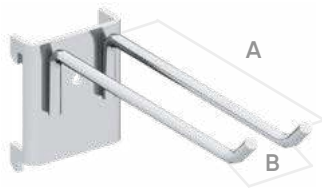
ART.	Ø	B
C MV 10 017	94 mm	23 mm



SPRING CLIP

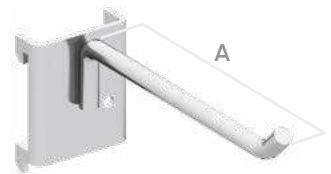

ART.	A	B
C MV 10 019	187 mm	40 mm

ACCESSORIES HOOKS



DOUBLE HOOK

ART.	Ø	A	B
C MV 10 005	5 mm	40 mm	8 mm
C MV 10 006	5 mm	40 mm	11 mm
C MV 10 007	5 mm	55 mm	25 mm
C MV 10 008	5 mm	64 mm	8 mm
C MV 10 009	5 mm	64 mm	9 mm
C MV 10 010	5 mm	105 mm	25 mm
C MV 10 011	5 mm	155 mm	10 mm
C MV 10 012	5 mm	152 mm	25 mm
C MV 10 013	5 mm	200 mm	15 mm



SUSPENSION HOOK

ART.	Ø	A
C MV 10 037	5 mm	24 mm
C MV 10 038	5 mm	38 mm
C MV 10 039	4 mm	100 mm
C MV 10 040	6 mm	100 mm
C MV 10 041	5 mm	150 mm
C MV 10 042	6 mm	200 mm



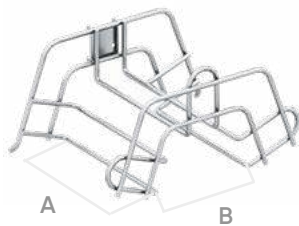
SPRING CLIP

ART.	Ø
C MV 10 020	6 mm
C MV 10 021	12 mm
C MV 10 022	18 mm
C MV 10 023	25 mm




CLOSED FLEXIBLE HOOK

ART.	Ø
C MV 10 029	40 mm
C MV 10 031	60 mm
C MV 10 033	80 mm




CABLE HOOK

ART.	Ø	A	B
C MV 10 024	5 mm	160 mm	119 mm



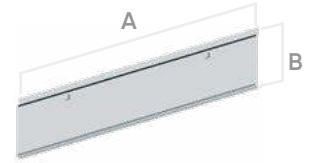
BIT HOOK

ART.	A	B	C
C MV 10 028	240 mm	45 mm	38,5 mm



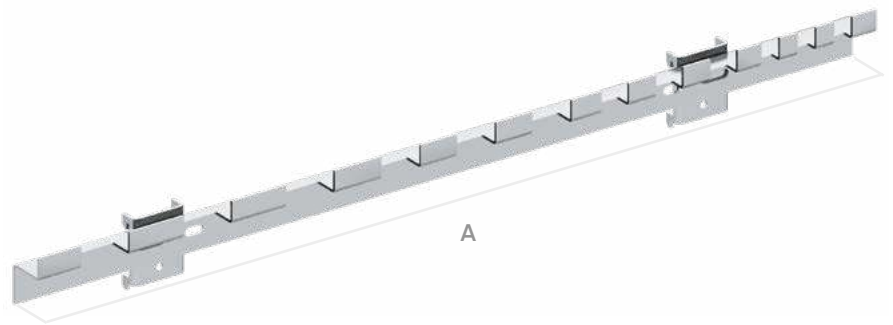

SHELF

ART.	A	B	C
C MV 10 043	350 mm	120 mm	10,5 mm




HOOK FOR BOXES MES. 1 - 2

ART.	A	B
F BL 7438 00 99	445 mm	86 mm



KEY HOOK

ART.	A
C MV 10 025	555 mm



MAGNETS

ART.	PACKAGE OF
F BL 9541 00 00	10 PCS.

